

GRAND ANGLE

Design by

Marie Christine Domer

Description

A deep, multifaceted, international settee, the comfort of which is very apparent thanks to its articulated headrest and "stretch" stitching; it was designed to become a great international "classic".

The backrest uses an inverted chain system, which makes it possible to create a high headrest in vertical position, or a rolled-up one in combination with a lumbar cushion, or a less deep position. Note the magnificent stitching used to create an elastic mesh which enables an irreproachable look to be maintained whatever the position of the backrest and seat. This "sunburst pleat" holds the material tightly in place, enabling the back to roll up perfectly. Marie-Christine Domer sought to create an adaptive seat depth, whilst retaining consistency of appearance. The broad armrest is also designed to be sat on. The feather-filled lumbar cushions are dense, for a perfect fit.



Technical Specifications

CONSTRUCTION

Structure of seat: webbed metal frame.
Structure of backrest: panels 3-layer plywood with articulated headrest. Armrest composed of panels of plywood.

COMFORT

Seat composed of high resilience polyurethane Bultex foam (36 kg/m³ – 2.8 kPa) and ultra-flexible foam (45 kg/m³ – 1.8 kPa) with comfort layer of feathers (goose feathers, of which 15% down).

Backrest composed of high resilience polyurethane Bultex foam (26 kg/m³ – 1.4 kPa) clad in ultra-flexible foam (45 kg/m³ – 1.8 kPa). Feather-filled back (lumbar) cushion (goose feathers, of which 15% down).

MAKING-UP

Backrest quilted with stretch fabric to retain pleating on rear of backrest. Cover quilted with 110 g/m² polyester.

More info at

www.ligne-roset.com

© Ligne Roset 2021

SMALL FIRESIDE CHAIR WITHOUT LUMBAR CUSHION

DIMENSIONS

H 715 mm - W 900 mm - D 1000 mm - SH 420 mm -

Other sizes



small fireside chair without lumbar cushion

DIMENSIONS

H 715 - mm
W 900 - mm
D 1000 - mm
SH 420 - mm



large fireside chair without lumbar cushion

DIMENSIONS

H 715 - mm
W 1050 - mm
D 1000 - mm
SH 420 - mm



small lounge chair / right with slim armrest without lumbar cushion

DIMENSIONS

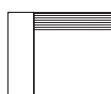
H 715 - mm
W 980 - mm
D 1000 - mm
SH 420 - mm



small lounge chair / left with slim armrest without lumbar cushion

DIMENSIONS

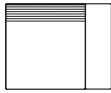
H 715 - mm
W 980 - mm
D 1000 - mm
SH 420 - mm



small lounge chair / right with broad armrest without lumbar cushion

DIMENSIONS

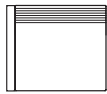
H 715 - mm
W 1200 - mm
D 1000 - mm
SH 420 - mm



small lounge chair / left with broad armrest without lumbar cushion

DIMENSIONS

H 715 - mm
W 1200 - mm
D 1000 - mm
SH 420 - mm



large lounge chair / right with slim armrest without lumbar cushion

DIMENSIONS

H 715 - mm
W 1130 - mm
D 1000 - mm
SH 420 - mm



large lounge chair / left with slim armrest without lumbar cushion

DIMENSIONS

H 715 - mm
W 1130 - mm
D 1000 - mm
SH 420 - mm



large lounge chair / right with broad armrest without lumbar cushion

DIMENSIONS

H 715 - mm
W 1350 - mm
D 1000 - mm
SH 420 - mm



large lounge chair / left with broad armrest without lumbar cushion

DIMENSIONS

H 715 - mm
W 1350 - mm
D 1000 - mm
SH 420 - mm



small settee with slim armrest without lumbar cushion

DIMENSIONS

H 715 - mm
W 1960 - mm
D 1000 - mm
SH 420 - mm



small settee with broad armrest without lumbar cushion

DIMENSIONS

H 715 - mm
W 2400 - mm
D 1000 - mm
SH 420 - mm



large settee with slim armrest without lumbar cushion

DIMENSIONS

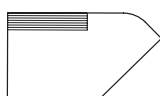
H 715 - mm
W 2260 - mm
D 1000 - mm
SH 420 - mm



large settee with broad armrest without lumbar cushion

DIMENSIONS

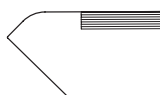
H 715 - mm
W 2700 - mm
D 1000 - mm
SH 420 - mm



corner settee 45° / right without lumbar cushion

DIMENSIONS

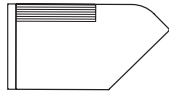
H 715 - mm
W 1740 - mm
D 1000 - mm
SH 420 - mm



corner settee 45° / left without lumbar cushion

DIMENSIONS

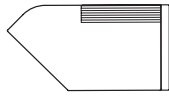
H 715 - mm
W 1740 - mm
D 1000 - mm
SH 420 - mm



corner settee 45° with 1 arm / right with
slim armrest without lumbar cushion

DIMENSIONS

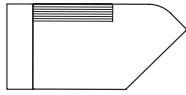
H 715 - mm
W 1820 - mm
D 1000 - mm
SH 420 - mm



corner settee 45° with 1 arm / left with
slim armrest without lumbar cushion

DIMENSIONS

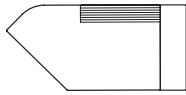
H 715 - mm
W 1820 - mm
D 1000 - mm
SH 420 - mm



corner settee 45° with 1 arm / right with
broad armrest without lumbar cushion

DIMENSIONS

H 715 - mm
W 2040 - mm
D 1000 - mm
SH 420 - mm



corner settee 45° with 1 arm / left with
broad armrest without lumbar cushion

DIMENSIONS

H 715 - mm
W 2040 - mm
D 1000 - mm
SH 420 - mm



footstool

DIMENSIONS

W 1000 - mm
D 1000 - mm
SH 420 - mm



cushion

DIMENSIONS

H 500 - mm
W 500 - mm



composition 1a

DIMENSIONS

H 715 - mm
W 2785 - mm
D 1260 - mm
SH 420 - mm



composition 1b

DIMENSIONS

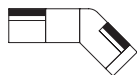
H 715 - mm
W 2785 - mm
D 1260 - mm
SH 420 - mm



composition 2

DIMENSIONS

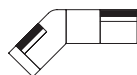
H 715 - mm
W 2060 - mm
D 2060 - mm
SH 420 - mm



composition 3a

DIMENSIONS

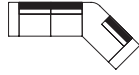
H 715 - mm
W 3660 - mm
D 1920 - mm
SH 420 - mm



composition 3b

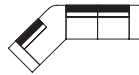
DIMENSIONS

H 715 - mm
W 3660 - mm
D 1920 - mm
SH 420 - mm



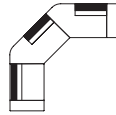
composition 4a

DIMENSIONS
H 715 - mm
W 3740 - mm
D 1920 - mm
SH 420 - mm



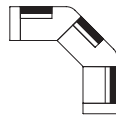
composition 4b

DIMENSIONS
H 715 - mm
W 3740 - mm
D 1920 - mm
SH 420 - mm



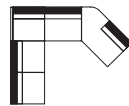
composition 5a

DIMENSIONS
H 715 - mm
W 3060 - mm
D 3060 - mm
SH 420 - mm



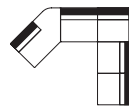
composition 5b

DIMENSIONS
H 715 - mm
W 3060 - mm
D 3060 - mm
SH 420 - mm



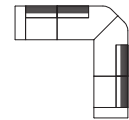
composition 6a

DIMENSIONS
H 715 - mm
W 3445 - mm
D 2780 - mm
SH 420 - mm



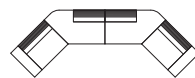
composition 6b

DIMENSIONS
H 715 - mm
W 3445 - mm
D 2780 - mm
SH 420 - mm



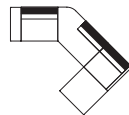
composition 7

DIMENSIONS
H 715 - mm
W 3320 - mm
D 3320 - mm
SH 420 - mm



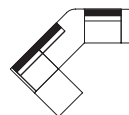
composition 8

DIMENSIONS
H 715 - mm
W 5370 - mm
D 1920 - mm
SH 420 - mm



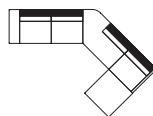
composition 9a

DIMENSIONS
H 715 - mm
W 3450 - mm
D 3080 - mm
SH 420 - mm



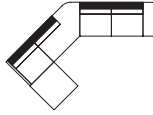
composition 9b

DIMENSIONS
H 715 - mm
W 3450 - mm
D 3080 - mm
SH 420 - mm



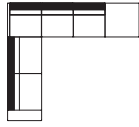
composition 10a

DIMENSIONS
H 715 - mm
W 4200 - mm
D 3080 - mm
SH 420 - mm



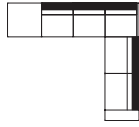
composition 10b

DIMENSIONS
H 715 - mm
W 4200 - mm
D 3080 - mm
SH 420 - mm



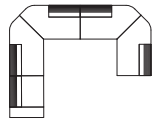
composition 11a

DIMENSIONS
H 715 - mm
W 3750 - mm
D 3370 - mm
SH 420 - mm



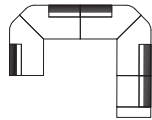
composition 11b

DIMENSIONS
H 715 - mm
W 3750 - mm
D 3370 - mm
SH 420 - mm



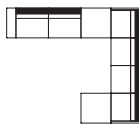
composition 12a

DIMENSIONS
H 715 - mm
W 4040 - mm
D 3220 - mm
SH 420 - mm



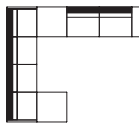
composition 12b

DIMENSIONS
H 715 - mm
W 4040 - mm
D 3220 - mm
SH 420 - mm



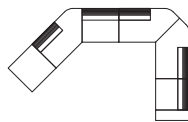
composition 13a

DIMENSIONS
H 715 - mm
W 4340 - mm
D 3740 - mm
SH 420 - mm



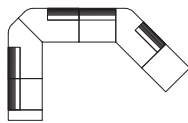
composition 13b

DIMENSIONS
H 715 - mm
W 4340 - mm
D 3740 - mm
SH 420 - mm



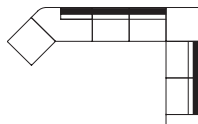
composition 14a

DIMENSIONS
H 715 - mm
W 5180 - mm
D 3320 - mm
SH 420 - mm



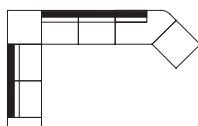
composition 14b

DIMENSIONS
H 715 - mm
W 5180 - mm
D 3320 - mm
SH 420 - mm



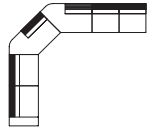
composition 15a

DIMENSIONS
H 715 - mm
W 5470 - mm
D 3370 - mm
SH 420 - mm



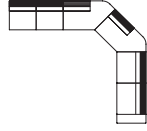
composition 15b

DIMENSIONS
H 715 - mm
W 5470 - mm
D 3370 - mm
SH 420 - mm



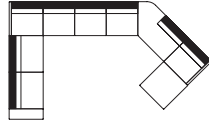
composition 16a

DIMENSIONS
H 715 - mm
W 4565 - mm
D 4110 - mm
SH 420 - mm



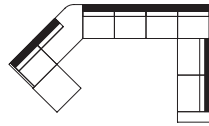
composition 16b

DIMENSIONS
H 715 - mm
W 4565 - mm
D 4110 - mm
SH 420 - mm



composition 17a

DIMENSIONS
H 715 - mm
W 5765 - mm
D 3370 - mm
SH 420 - mm



composition 17b

DIMENSIONS
H 715 - mm
W 5765 - mm
D 3370 - mm
SH 420 - mm