

PETER MALY 2

Design by
Peter Maly

Description

A new edition of the bed which has been a Ligne Roset best-seller for more than two decades, the Peter Maly bed is aimed squarely at those whose priorities for their bedroom are the comfort, originality and aesthetics of their bed - those whose preference is for a pared-down bedroom offering generous space for rest and relaxation. Equally, in a small loft or studio, the Maly bed could also be used as a convivial space for entertaining or relaxing. The Maly bed is constructed around the idea of a vast central platform which is both soft and supple (slatted base, mattress and bedding), surrounded by horizontal planes for a more tautly rigorous geometric effect. The pillow/headboard cushions slide freely around the bed frame, allowing for a multitude of positions since there is no fixed way for the bed to be used.

Technical Specifications

CONSTRUCTION

Structure in black anodised aluminium profiles. Side panels in 3-layer particleboard clad in polyurethane foam 50 kg/m³ - 6.3 kPa and polyester quilting 100 g/m². Cylindrical feet with matt black lacquered steel plate - choice of two heights: 10 cm or 16 cm.

COMFORT

The bed frame takes all kinds of slatted bases and mattresses (one steel crosspiece at the head, another at the foot). Removable pillow-cushions with metallic fixings may be located at any point around the bed. Structure of cushions in high density polyurethane Bultex foam 26 kg/m³ - 1.4 kPa with steel core and integral elastic-webbed suspension.

MAKING-UP

Covers of pillow-cushions are quilted with 300 g/m² polyester, with simple stitching; covers are removable and are held in place by zippers. Baguette stitching on side panels; covers are removable and are held in place by gripper strips.

COVERING MATERIALS

All covering materials (NB except technical impossibilities).

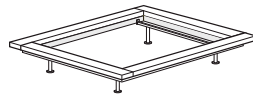


BED FRAME BED 160 x 200

DIMENSIONS

H 810 mm - W 2040 mm - D 2435 mm - SH 270 mm -

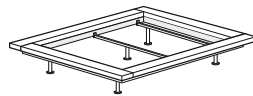
Other sizes



bed frame bed 160 x 200

DIMENSIONS

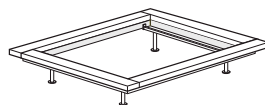
H 810 - mm
W 2040 - mm
D 2435 - mm
SH 270 - mm



bed frame bed 152,4 x 203,2 (queen size)

DIMENSIONS

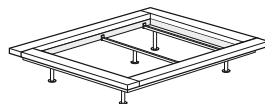
H 810 - mm
W 1964 - mm
D 2465 - mm
SH 270 - mm



bed frame bed 180 x 200

DIMENSIONS

H 810 - mm
W 2240 - mm
D 2435 - mm
SH 270 - mm



bed frame bed 193,04 x 203,2 (king size)

DIMENSIONS

H 810 - mm
W 2370 - mm
D 2465 - mm
SH 270 - mm



back cushion for 160 beds

DIMENSIONS

H 540 - mm
W 820 - mm
D 230 - mm



back cushion for queen size beds
(152,4 x 203,2)

DIMENSIONS

H 540 - mm
W 760 - mm
D 230 - mm



back cushion for 180 beds

DIMENSIONS

H 540 - mm

W 920 - mm

D 230 - mm



back cushion for king size beds (193,4
x 203,2)

DIMENSIONS

H 540 - mm

W 985 - mm

D 230 - mm