

PUMPKIN

Design by
Pierre Paulin

Description

For the very first time, Pierre Paulin's 1971 design for seating for the private apartments of Claude & Georges Pompidou at the Elysée Palace is being put into large-scale production. Pumpkin is characteristic of Paulin's revolutionary style, as initiated at the end of the 1950's, and as its name suggests is evocative of a giant pumpkin, welcoming the user with its protectively voluptuous - and voluptuously protective - shell. Resisting its appeal is an impossibility!

Technical Specifications

CONSTRUCTION

Base and mid-section in polyether foam 30 kg/m³ - 3,0 kPa, resting on a thermoformed ABS base.

COMFORT

Seat and bucket-style enveloping back in moulded polyurethane foam 35 kg/m³ - 3.2 kPa with a 'comfort' layer in the same foam.

MAKING-UP

Covers may be removed by a professional. Cover quilted with 100 g/m² polyester on the seat/back, and polyether foam on the exterior of the mid-section.

COVERS

A monocolour model, which may be made up in either fabric or hide. Coloured wools chime perfectly with the spirit of Pumpkin.



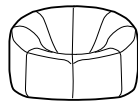
ARMCHAIR

DIMENSIONS

H 700 mm - W 1050 mm - D 830 mm - SH 370 mm -

Other sizes

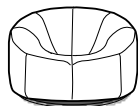
© Ligne Roset 2020



armchair

DIMENSIONS

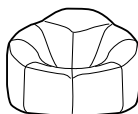
H 700 - mm
W 1050 - mm
D 830 - mm
SH 370 - mm



swivelling armchair

DIMENSIONS

H 700 - mm
W 1050 - mm
D 830 - mm
SH 370 - mm



armchair high back

DIMENSIONS

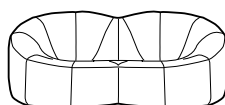
H 830 - mm
W 1050 - mm
D 830 - mm
SH 370 - mm



swivelling armchair high back

DIMENSIONS

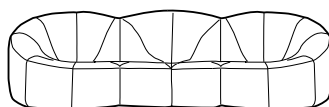
H 830 - mm
W 1050 - mm
D 830 - mm
SH 370 - mm



small settee

DIMENSIONS

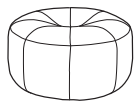
H 700 - mm
W 1780 - mm
D 830 - mm
SH 370 - mm



large settee

DIMENSIONS

H 700 - mm
W 2500 - mm
D 830 - mm
SH 370 - mm



footstool

DIMENSIONS

SH 370 - mm

Ø 740 - mm